CAT 1

24

CAM & GROOVE

TYPE A
TYPE B
TYPE C
TYPE D
TYPE E
TYPE F
TYPE DC
TYPE DP

PREMIUM

TYPE A
TYPE B
TYPE C
TYPE D
TYPE E
TYPE F
TYPE DC
TYPE DP



SEALFAST
THE SIMPLE SOLUTION

CONTENTS





INDEX

- **TYPE A** 2
- **TYPE B** 3
- **TYPE C** 4
- **TYPE D** 5
- **TYPE E** 6
- **TYPE F** 7
- **TYPE DC** 8
- **TYPE DP** 9
- **PREMIUM TYPE A, B, C, D** 10
- **PREMIUM TYPE E, F, DC, DP** 11
- **TECHNICAL DATA** ..... 12 - 15



TERMS OF SALE

TERMS:

1/2% 10 Days, net 30 Days

FREIGHT:

All shipments are made FOB Seal Fast Inc. or Point of Manufacturer. (Applies to shipments from Houston Warehouse Only) Freight prepaid on $1500 Net Couplings and accessories, $2500 PVC Tubing, Braided Tubing, Fire & Mill hose. Freight prepaid on $4000 Net Couplings, Rubber Hose, PVC Hose and Sheet Rubber with the exclusion of all PVC Suction including 6" and 8" PVC Suction ONLY orders. If combined with other items freight is prepaid at $3000 Net, otherwise these items will Not be applied toward prepaid freight. **Effective immediately, regardless of invoice value, all uncoupled cut lengths of hoses are shipped FOB Seal Fast Inc.** Seal Fast Inc. reserves the right to determine the most Economical shipping method on all prepaid shipments. **In addition, Seal Fast Inc. reserves the right to refuse any prepaid shipments exceeding 6% freight cost of the order unless items are added or subtracted to keep said freight cost at or below 6%.** Applies to Continental United States, excluding Alaska and Hawaii. **Any evidence of shortage must be reported to Seal Fast Inc. within 10 days. Any Damage to hose/hoses, etc. customer is responsible for filing a claim with the delivery carrier within 10 days. Seal Fast Inc. will not issue credit.**

ALL UPS prepay and add or collect shipments will endure a **$7.50** shipping and handling fee including All backorders. All drop shipments will endure a $5.00 fee.

WARRANTY:

Products are warranted against defects in workmanship and defects in material. Products having such defects will be replaced or credited as Seal Fast elects. Liability is limited to the invoice value of the defective item. Our responsibility shall not exceed the original purchase price of the defective product. In any event, Seal Fast, Inc. shall not be held responsible for any special or consequential damages.

RETURNED GOODS:

If for any reason you wish to return goods, please contact Seal Fast Inc. for prior authorization number. Goods must be returned within 30 days and must be in new and resaleable condition. Minimum handling charge is 15%.

All discrepancies in shipment / invoice must be reported within 10 days of receipt of goods.

PROMPT PAYMENT:

Orders receive preferred treatment when the account is paid promptly. Orders may be held up if any unpaid invoice exceeds 30 days.

MINIMUM INVOICE:

All invoices are subject to a minimum billing charge of 50.00 net. Returned checks are subject to a $25.00 service charge.

GENERAL:

Orders will be accepted subject to delays caused by accident, strike, fire or other causes beyond the control of the seller including failure of seller's suppliers to deliver. Prices, discounts and other specifications are subject to change without notice. All prices are subject to any applicable taxes imposed. The possessions of this price schedule is not to be construed as an offer to sell at the prices shown. Special price for volume quotes will be accepted in writing only.

PLEASE NOTE:

Extra care is taken in the preparation of this literature but Seal Fast, Inc. is not responsible for any inadvertent typographical errors or omissions.

SEAL FAST, INC.

8609 City Park Loop,
Houston, TX 77013

(713) 675-6324 or 800-231-0734 | FAX (713) 675-0146 or 800-681-1515 | E-mail sales@sealfast.com

DISCLAIMERS

Product Images

- Seal Fast makes every reasonable effort to show accurate product representation, however pictures are for reference only, and do not necessarily reflect the exact product you will receive.
- Seal Fast reserves the right to alter product appearance without notice. Some product features shown in pictures may no longer be available.

Product Specifications

- Seal Fast is continuously working to provide the best quality for the best price.
- We reserve the right to alter product specifications without notice.

Product Usage

- Our Sales Team will do their best to assist in choosing the best product for a particular application. However, it is ultimately the customer's responsibility to determine the correct product for the correct application.
- Seal Fast will not be held liable for the abuse or misuse of our products in a manner in which they are not designed.
- Seal Fast cannot guarantee the integrity of an assembly if other manufacturers parts are used.

Product Availability

- Seal Fast reserves the right to discontinue products at any time without prior notice.

Product Pricing

- Seal Fast is constantly doing our best to maintain pricing levels. However, circumstances change and while many prices go down, others will increase.
- Please contact your sales associate for current pricing.

Custom Made Products

- All custom made product sales are final and Non-Refundable.

FEMALE NPT X MALE ADAPTER



Size	WORKING PSI	ALUMINUM		BRASS		316 SS		304 SS	
		* Part #	List	* Part #	List	* Part #	List	* Part #	List
1/2”	150	A 050IAL		A 050IBR		A 050SS		A 050SS304	
1/2 x 3/4”	150	A 05075IAL		A 05075IBR		A 05075SS		--	--
3/4”	150	A 075IAL		A 075IBR		A 075SS		A 075SS304	
1”	150	A 100IAL		A 100IBR		A 100SS		A 100SS304	
1-1/4”	150	A 125IAL		A 125IBR		A 125SS		A 125SS304	
1-1/2”	150	A 150IAL		A 150IBR		A 150SS		A 150SS304	
2”	150	A 200IAL		A 200IBR		A 200SS		A 200SS304	
2-1/2”	150	A 250IAL		A 250IBR		A 250SS		A 250SS304	
3”	150	A 300IAL		A 300IBR		A 300SS		A 300SS304	
4”	150	A 400IAL		A 400IBR		A 400SS		A 400SS304	
5”	75	A500IAL		A 500IBR		A 500SS		A 500SS304	
6”	75	A 600IAL		A 600IBR		A 600SS		A 600SS304	
8”	40	A 800IALNAE*		*NAE is “Large Body”		--		--	
8”	40	A 800IALPTK**		**PTK is “Small Body”		--		--	
10”	25	A 1000IAL		--		--		--	
12”	25	A 1200IAL		--		--		--	

TYPE A



Size	WORKING * PSI	PLATED IRON		WORKING PSI	POLYPROPYLENE		NYGLASS	
		Part #	List		** Part #	List	** Part #	List
1/2 x 3/4”	150	---		100	A 050075PP		---	---
3/4”	150	---		100	A 075PP		A 075NG	
1”	150	A 100CI		100	A 100PP		A 100NG	
1-1/4”	150	---		100	A 125PP		**A 125125NG	
1-1/2”	150	A 150CI		100	A 150PP		**A 150NG	
2”	150	A 200CI		100	A 200PP		A 200NG	
3”	150	A 300CI		100	A 300PP		A 300NG	
4”	150	A 400CI		75	A 400PP		A 400NG	
5”	75	A 500CI		---	---		---	
6”	75	A 600CI		---	---		---	

** Available as:1-1/4 adapter or coupler X 1-1/4 NPT | Please specify: 1-1/2 adapter or coupler X 1-1/4 NPT | 1-1/2 adapter or coupler X 1-1/2 NPT
Note: All Seal Fast Cam & Groove Stainless Bodies are 316 Investment with 304 Handles. * **Dust Caps** and **Dust Plugs** are **not** designed for pressure applications.

WARNING: Cam & Groove Couplings should **NOT** be used with any compressed gas, including steam or air. Metal fittings should not be used with Polypropylene Cam & Groove.

FEMALE COUPLER X MALE NPT

All Couplers Supplied with Buna-N Gaskets



Size	WORKING PSI	ALUMINUM		BRASS		316 SS		304 SS	
		* Part #	List	* Part #	List	* Part #	List	* Part #	List
1/2”	150	B 050IAL		B 050IBR		B 050SS		B 050SS304	
1/2 x 3/4”	150	B 05075IAL		B 05075IBR		B 05075SS		--	--
3/4”	150	B 075IAL		B 075IBR		B 075SS		B 075SS304	
1”	150	B 100IAL		B 100IBR		B 100SS		B 100SS304	
1-1/4”	150	B 125IAL		B 125IBR		B 125SS		B 125SS304	
1-1/2”	150	B 150IAL		B 150IBR		B 150SS		B 150SS304	
2”	150	B 200IAL		B 200IBR		B 200SS		B 200SS304	
2-1/2”	150	B 250IAL		B 250IBR		B 250SS		B 250SS304	
3”	150	B 300IAL		B 300IBR		B 300SS		B 300SS304	
4”	150	B 400IAL		B 400IBR		B 400SS		B 400SS304	
5”	75	B 500IAL		B 500IBR		B 500SS		B 500SS304	
6”	75	B 600IAL		B 600IBR		B 600SS		B 600SS304	
8”	40	B 800IALNAE*		*NAE is “Large Body”		--		--	
8”	40	B 800IALPTK**		**PTK is “Small Body”		--		--	

TYPE B



Size	WORKING PSI	PLATED IRON		WORKING PSI	POLYPROPYLENE		NYGLASS	
		* Part #	List		** Part #	List	** Part #	List
1/2 x 3/4”	150	---		100	B 050075PP		---	---
3/4”	150	---		100	B 075PP		B 075NG	
1”	150	B 100CI		100	B 100PP		B 100NG	
1-1/4”	150	---		100	**B 125PP		**B 125125NG	
1-1/4x 1-1/2”	150	---		100	**B 125150PP		---	
1-1/2”	150	B 150CI		100	**B 150PP		**B 150NG	
2”	150	B 200CI		100	B 200PP		B 200NG	
3”	150	B 300CI		75	B 300PP		B 300NG	
4”	150	B 400CI		75	B 400PP		B 400NG	
5”	75	B 500CI		---	---		---	
6”	75	B 600CI		---	---		---	

** Available as:1-1/4 adapter or coupler X 1-1/4 NPT | Please specify: 1-1/2 adapter or coupler X 1-1/4 NPT | 1-1/2 adapter or coupler X 1-1/2 NPT
Note: All Seal Fast Cam & Groove Stainless Bodies are 316 Investment with 304 Handles. * **Dust Caps** and **Dust Plugs** are **not** designed for pressure applications.

WARNING: Cam & Groove Couplings should **NOT** be used with any compressed gas, including steam or air. Metal fittings should not be used with Polypropylene Cam & Groove.

FEMALE COUPLER X SHANK

All Couplers Supplied with Buna-N Gaskets



Size	WORKING PSI	ALUMINUM		BRASS		316 SS		304 SS	
		* Part #	List	* Part #	List	* Part #	List	* Part #	List
1/2”	150	C 050IAL		C 050IBR		C 050SS		C 050SS304	
1/2 x 3/4”	150	C 05075IAL		C 05075IBR		C 05075SS		--	--
3/4”	150	C 075IAL		C 075IBR		C 075SS		C 075SS304	
1”	150	C 100IAL		C 100IBR		C 100SS		C 100SS304	
1-1/4”	150	C 125IAL		C 125IBR		C 125SS		C 125SS304	
1-1/2”	150	C 150IAL		C 150IBR		C 150SS		C 150SS304	
2”	150	C 200IAL		C 200IBR		C 200SS		C 200SS304	
2-1/2”	150	C 250IAL		C 250IBR		C 250SS		C 250SS304	
3”	150	C 300IAL		C 300IBR		C 300SS		C 300SS304	
4”	150	C 400IAL		C 400IBR		C 400SS		C 400SS304	
5”	75	C 500IAL		C 500IBR		C 500SS		C 500SS304	
6”	75	C 600IAL		C 600IBR		C 600SS		C 600SS304	
8”	40	C 800IALNAE*	*NAE is “Large Body”			--		--	
8”	40	C 800IALPTK**	**PTK is “Small Body”			--		--	
10”	25	C 1000IAL		--		--		--	
12”	25	C 1200IAL		--		--		--	

TYPE C



Size	WORKING PSI	PLATED IRON	
	* PSI	Part #	List
1/2 x 3/4”	150	---	
3/4”	150	---	
1”	150	C 100CI	
1-1/4”	150	---	
1-1/2”	150	C 150CI	
2”	150	C 200CI	
3”	150	C 300CI	
4”	150	C 400CI	
5”	75	C 500CI	
6”	75	C 600CI	

WORKING PSI	POLYPROPYLENE		NYGLASS	
	** Part #	List	** Part #	List
100	C 050075PP		---	---
100	C 075PP		C 075NG	
100	C 100PP		C 100NG	
100	**C 125PP		**C 125125NG	
100	**C 150PP		**C 150NG	
100	C 200PP		C 200NG	
100	C 300PP		C 300NG	
75	C 400PP		C 400NG	

** **WARNING**: Working Pressures may vary depending on how the couplings are attached to the hose assembly. Before operation, always check the hose assembly for proper attachment and that couplings are in working order.

** Available as:1-1/4 adapter or coupler X 1-1/4 NPT | Please specify: 1-1/2 adapter or coupler X 1-1/4 NPT | 1-1/2 adapter or coupler X 1-1/2 NPT
Note: All Seal Fast Cam & Groove Stainless Bodies are 316 Investment with 304 Handles. * **Dust Caps** and **Dust Plugs** are **not** designed for pressure applications.

WARNING: Cam & Groove Couplings should **NOT** be used with any compressed gas, including steam or air. Metal fittings should not be used with Polypropylene Cam & Groove.

FEMALE COUPLER X FEMALE NPT

All Couplers Supplied with Buna-N Gaskets



Size	WORKING PSI	ALUMINUM		BRASS		316 SS		304 SS	
		* Part #	List	* Part #	List	* Part #	List	* Part #	List
1/2”	150	D 050IAL		D 050IBR		D 050SS		D 050SS304	
1/2 x 3/4”	150	D 05075IAL		D 05075IBR		D 05075SS		--	--
3/4”	150	D 075IAL		D 075IBR		D 075SS		D 075SS304	
1”	150	D 100IAL		D 100IBR		D 100SS		D 100SS304	
1-1/4”	150	D 125IAL		D 125IBR		D 125SS		D 125SS304	
1-1/2”	150	D 150IAL		D 150IBR		D 150SS		D 150SS304	
2”	150	D 200IAL		D 200IBR		D 200SS		D 200SS304	
2-1/2”	150	D 250IAL		D 250IBR		D 250SS		D 250SS304	
3”	150	D 300IAL		D 300IBR		D 300SS		D 300SS304	
4”	150	D 400IAL		D 400IBR		D 400SS		D 400SS304	
5”	75	D 500IAL		D 500IBR		D 500SS		D 500SS304	
6”	75	D 600IAL		D 600IBR		D 600SS		D 600SS304	
8”	40	D 800IALNAE*		*NAE is “Large Body”		--		--	
8”	40	D 800IALPTK**		**PTK is “Small Body”		--		--	
10”	25	D 1000IAL		--		--		--	
12”	25	D 1200IAL		--		--		--	

TYPE D



Size	WORKING PSI	PLATED IRON	
	* PSI	Part #	List
1/2 x 3/4”	150	---	
3/4”	150	---	
1”	150	D 100CI	
1-1/4”	150	---	
1-1/4x 1-1/2”	150	---	---
1-1/2”	150	D 150CI	
2”	150	D 200CI	
3”	150	D 300CI	
4”	150	D 400CI	
5”	75	D 500CI	
6”	75	D 600CI	

WORKING PSI	POLYPROPYLENE		NYGLASS	
	** Part #	List	** Part #	List
100	D 050075PP		---	
100	D 075PP		D 075NG	
100	D 100PP		D 100NG	
100	D 125PP		**D 125NG	
100	**D 125150PP		---	
100	D 150PP		**D 150NG	
100	D 200PP		D 200NG	
75	D 300PP		D 300NG	
75	D 400PP		D 400NG	
75	---		---	
75	---		---	

** Available as:1-1/4 adapter or coupler X 1-1/4 NPT | Please specify: 1-1/2 adapter or coupler X 1-1/4 NPT | 1-1/2 adapter or coupler X 1-1/2 NPT
Note: All Seal Fast Cam & Groove Stainless Bodies are 316 Investment with 304 Handles. * **Dust Caps** and **Dust Plugs** are **not** designed for pressure applications.

WARNING: Cam & Groove Couplings should **NOT** be used with any compressed gas, including steam or air. Metal fittings should not be used with Polypropylene Cam & Groove.

MALE ADAPTER X SHANK



*1/2 - 1 1/2 Aluminum Cam Lock may not have a machined shank

Size	WORKING PSI	ALUMINUM		BRASS		316 SS		304 SS	
		* Part #	List	* Part #	List	* Part #	List	* Part #	List
1/2”	150	E 050IAL		E 050IBR		E 050SS		E 050SS304	
1/2 x 3/4”	150	E 05075IAL		E 05075IBR		E 05075SS		--	
3/4”	150	E 075IAL		E 075IBR		E 075SS		E 075SS304	
1”	150	E 100IAL		E 100IBR		E 100SS		E 100SS304	
1-1/4”	150	E 125IAL		E 125IBR		E 125SS		E 125SS304	
1-1/2”	150	E 150IAL		E 150IBR		E 150SS		E 150SS304	
2”	150	E 200IAL		E 200IBR		E 200SS		E 200SS304	
2-1/2”	150	E 250IAL		E 250IBR		E 250SS		E 250SS304	
3”	150	E 300IAL		E 300IBR		E 300SS		E 300SS304	
4”	150	E 400IAL		E 400IBR		E 400SS		E 400SS304	
5”	75	E 500IAL		E 500IBR		E 500SS		E 500SS304	
6”	75	E 600IAL		E 600IBR		E 600SS		E 600SS304	
8”	40	E 800IALNAE*		*NAE is “Large Body”		--		--	
8”	40	E 800IALPTK**		**PTK is “Small Body”		--		--	
10”	25	E 1000IAL		--		--		--	
12”	25	E 1200IAL		--		--		--	

TYPE F



Size	WORKING * PSI	PLATED IRON	
		Part #	List
1/2 x 3/4”	150	---	
3/4”	150	---	
1”	150	E 100CI	
1-1/4”	150	---	
1-1/2”	150	E 150CI	
2”	150	E 200CI	
3”	150	E 300CI	
4”	150	E 400CI	
5”	75	E 500CI	
6”	75	E 600CI	

WORKING PSI	POLYPROPYLENE		NYGLASS	
	** Part #	List	** Part #	List
100	E 050075PP		---	
100	E 075PP		E 075NG	
100	E 100PP		E 100NG	
100	E 125PP		**E 125125NG	
100	E 150PP		**E 150NG	
100	E 200PP		E 200NG	
100	E 300PP		E 300NG	
75	E 400PP		E 400NG	
75	---		---	
75	---		---	

** Available as:1-1/4 adapter or coupler X 1-1/4 NPT | Please specify: 1-1/2 adapter or coupler X 1-1/4 NPT | 1-1/2 adapter or coupler X 1-1/2 NPT
Note: All Seal Fast Cam & Groove Stainless Bodies are 316 Investment with 304 Handles. * **Dust Caps** and **Dust Plugs** are **not** designed for pressure applications.

WARNING: Cam & Groove Couplings should **NOT** be used with any compressed gas, including steam or air. Metal fittings should not be used with Polypropylene Cam & Groove.

MALE ADAPTER X MALE NPT



Size	WORKING PSI	ALUMINUM		BRASS		316 SS		304 SS	
		* Part #	List	* Part #	List	* Part #	List	* Part #	List
1/2”	150	F 050IAL		F 050IBR		F 050SS		F 050SS304	
1/2 x 3/4”	150	F 05075IAL		F 05075IBR		F 05075SS		--	
3/4”	150	F 075IAL		F 075IBR		F 075SS		F 075SS304	
1”	150	F 100IAL		F 100IBR		F 100SS		F 100SS304	
1-1/4”	150	F 125IAL		F 125IBR		F 125SS		F 125SS304	
1-1/2”	150	F 150IAL		F 150IBR		F 150SS		F 150SS304	
2”	150	F 200IAL		F 200IBR		F 200SS		F 200SS304	
2-1/2”	150	F 250IAL		F 250IBR		F 250SS		F 250SS304	
3”	150	F 300IAL		F 300IBR		F 300SS		F 300SS304	
4”	150	F 400IAL		F 400IBR		F 400SS		F 400SS304	
5”	75	F 500IAL		F 500IBR		F 500SS		F 500SS304	
6”	75	F 600IAL		F 600IBR		F 600SS		F 600SS304	
8”	40	F 800IALNAE*		*NAE is “Large Body”		--		--	
8”	40	F 800IALPTK**		**PTK is “Small Body”		--		--	
10”	25	F 1000IAL		--		--		--	
12”	25	F 1200IAL		--		--		--	

TYPE F



Size	WORKING * PSI	PLATED IRON	
		Part #	List
1/2 x 3/4”	150	---	
3/4”	150	---	
1”	150	F 100CI	
1-1/4”	150	---	
1-1/4x 1-1/2”	150	---	---
1-1/2”	150	F 150CI	
2”	150	F 200CI	
3”	150	F 300CI	
4”	150	F 400CI	
5”	75	F 500CI	
6”	75	F 600CI	

WORKING PSI	POLYPROPYLENE		NYGLASS	
	** Part #	List	** Part #	List
100	F 050075PP		---	
100	F 075PP		F 075NG	
100	F 100PP		F 100NG	
100	F 125PP		**F 125125NG	
100	**F 125150PP		---	
100	**F 150PP		**F 150NG	
100	**F 200PP		F 200NG	
75	F 300PP		F 300NG	
75	F 400PP		F 400NG	
75	---		---	
75	---		---	

** Available as:1-1/4 adapter or coupler X 1-1/4 NPT | Please specify: 1-1/2 adapter or coupler X 1-1/4 NPT | 1-1/2 adapter or coupler X 1-1/2 NPT
Note: All Seal Fast Cam & Groove Stainless Bodies are 316 Investment with 304 Handles. * **Dust Caps** and **Dust Plugs** are **not** designed for pressure applications.

WARNING: Cam & Groove Couplings should **NOT** be used with any compressed gas, including steam or air. Metal fittings should not be used with Polypropylene Cam & Groove.

DUST CAP

All Couplers Supplied with Buna-N Gaskets

– NOT DESIGNED FOR PRESSURE APPLICATIONS –



Size	WORKING PSI	ALUMINUM Part #	ALUMINUM List	BRASS Part #	BRASS List	316 SS Part #	316 SS List	304 SS Part #	304 SS List
1/2”	150	DC 050IAL		DC 050IBR		DC 050SS		DC 050SS304	
3/4”	150	DC 075IAL		DC 075IBR		DC 075SS		DC 075SS304	
1”	150	DC 100IAL		DC 100IBR		DC 100SS		DC 100SS304	
1-1/4”	150	DC 125IAL		DC 125IBR		DC 125SS		DC 125SS304	
1-1/2”	150	DC 150IAL		DC 150IBR		DC 150SS		DC 150SS304	
2”	150	DC 200IAL		DC 200IBR		DC 200SS		DC 200SS304	
2-1/2”	150	DC 250IAL		DC 250IBR		DC 250SS		DC 250SS304	
3”	150	DC 300IAL		DC 300IBR		DC 300SS		DC 300SS304	
4”	150	DC 400IAL		DC 400IBR		DC 400SS		DC 400SS304	
5”	150	DC 500IAL		DC 500IBR		DC 500SS		DC 500SS304	
6”	75	DC 600IAL		DC 600IBR		DC 600SS		DC 600SS304	
8”	75	DC 800IALNAE*		*NAE is “Large Body”		--		--	
8”	40	DC 800IALPTK**		**PTK is “Small Body”		--		--	
10”	25	DC 1000IAL		--		--		--	
12”	25	DC 1200IAL		--		--		--	

TYPE* DC



Size	WORKING PSI	PLATED IRON Part #	PLATED IRON List
3/4”	150	---	
1”	150	DC 100CI	
1-1/4”	150	---	
1-1/2”	150	DC 150CI	
2”	150	DC 200CI	
3”	150	DC 300CI	
4”	150	DC 400CI	
5”	75	DC 500CI	
6”	75	DC 600CI	



WORKING PSI	POLYPROPYLENE Part #	POLYPROPYLENE List	NYGLASS Part #	NYGLASS List
100	DC 075PP		DC 075NG	
100	DC 100PP		DC 100NG	
100	DC 125PP		**DC 125125NG	
100	DC 150PP		**DC 150NG	
100	DC 200PP		DC 200NG	
75	DC 300PP		DC 300NG	
75	DC 400PP		DC 400NG	
75	---		---	
	---		---	

** Available as:1-1/4 adapter or coupler X 1-1/4 NPT | Please specify: 1-1/2 adapter or coupler X 1-1/4 NPT | 1-1/2 adapter or coupler X 1-1/2 NPT

Note: All Seal Fast Cam & Groove Stainless Bodies are 316 Investment with 304 Handles. * **Dust Caps** and **Dust Plugs** are **not** designed for pressure applications.

WARNING: Cam & Groove Couplings should **NOT** be used with any compressed gas, including steam or air. Metal fittings should not be used with Polypropylene Cam & Groove.

CAM & GROOVE COUPLINGS

COUPLINGS +

DUST PLUG

– NOT DESIGNED FOR PRESSURE APPLICATIONS –



Size	WORKING PSI	ALUMINUM Part #	ALUMINUM List	BRASS Part #	BRASS List	316 SS Part #	316 SS List	304 SS Part #	304 SS List
1/2”	150	DP 050IAL		DP 050IBR		DP 050SS		DP 050SS304	
3/4”	150	DP 075IAL		DP 075IBR		DP 075SS		DP 075SS304	
1”	150	DP 100IAL		DP 100IBR		DP 100SS		DP 100SS304	
1-1/4”	150	DP 125IAL		DP 125IBR		DP 125SS		DP 125SS304	
1-1/2”	150	DP 150IAL		DP 150IBR		DP 150SS		DP 150SS304	
2”	150	DP 200IAL		DP 200IBR		DP 200SS		DP 200SS304	
2-1/2”	150	DP 250IAL		DP 250IBR		DP 250SS		DP 250SS304	
3”	150	DP 300IAL		DP 300IBR		DP 300SS		DP 300SS304	
4”	150	DP 400IAL		DP 400IBR		DP 400SS		DP 400SS304	
5”	150	DP 500IAL		DP 500IBR		DP 500SS		DP 500SS304	
6”	75	DP 600IAL		DP 600IBR		DP 600SS		DP 600SS304	
8”	75	DP 800IALNAE*		*NAE is “Large Body”		--		--	
8”	40	DP 800IALPTK**		**PTK is “Small Body”		--		--	
10”	25	DP 1000IAL		--		--		--	
12”	25	DP 1200IAL		--		--		--	

TYPE* DP



Size	WORKING PSI	PLATED IRON Part #	PLATED IRON List
3/4”	150	---	
1”	150	DP 100CI	
1-1/4”	150	---	
1-1/2”	150	DP 150CI	
2”	150	DP 200CI	
3”	150	DP 300CI	
4”	150	DP 400CI	
5”	75	DP 500CI	
6”	75	DP 600CI	

WORKING PSI	POLYPROPYLENE Part #	POLYPROPYLENE List	NYGLASS Part #	NYGLASS List
100	DP 075PP		DP 075NG	
100	DP 100PP		DP 100NG	
100	DP 125PP		**DP 125NG	
100	DP 150PP		**DP 150NG	
100	DP 200PP		DP 200NG	
75	DP 300PP		DP 300NG	
75	DP 400PP		DP 400NG	
75	---		---	
75	---		---	

** Available as:1-1/4 adapter or coupler X 1-1/4 NPT | Please specify: 1-1/2 adapter or coupler X 1-1/4 NPT | 1-1/2 adapter or coupler X 1-1/2 NPT

Note: All Seal Fast Cam & Groove Stainless Bodies are 316 Investment with 304 Handles. * **Dust Caps** and **Dust Plugs** are **not** designed for pressure applications.

WARNING: Cam & Groove Couplings should **NOT** be used with any compressed gas, including steam or air. Metal fittings should not be used with Polypropylene Cam & Groove.

FEMALE NPT X MALE ADAPTER



TYPE **A**

Size	WORKING PSI	356 T6 ALUMINUM Part #	356 T6 ALUMINUM List	WORKING PSI	BANJO - POLYPROPYLENE Part #	BANJO - POLYPROPYLENE List
1/2”	150	---		150	050A PP	
3/4”	150	---		150	075A PP	
1”	150	---		150	100A PP	
1-1/4”	150	---		150	*125A PP	
1-1/2”	150	---		150	150A PP	
2”	150	A 200AL		150	200A PP	
3”	150	A 300AL		75	300A PP	
4”	150	A 400AL		75	400A PP	
6”	75	A 600AL		75	---	

FEMALE COUPLER X MALE NPT



TYPE **B**

WORKING PSI	356 T6 ALUMINUM Part #	356 T6 ALUMINUM List	WORKING PSI	BANJO - POLYPROPYLENE Part #	BANJO - POLYPROPYLENE List
150	---		150	050B PP	
150	---		150	075B PP	
150	---		150	100B PP	
150	---		150	*125B PP	
150	---		150	150B PP	
150	B 200AL		150	200B PP	
150	B 300AL		75	300B PP	
150	B 400AL		75	400B PP	
75	B 600AL		75	---	

MALE ADAPTER X SHANK



TYPE **E**

Size	WORKING PSI	356 T6 ALUMINUM Part #	356 T6 ALUMINUM List	WORKING * PSI	BANJO - POLYPROPYLENE Part #	BANJO - POLYPROPYLENE List
1/2”	150	---		150	050E PP	
3/4”	150	---		150	075E PP	
1”	150	---		150	100E PP	
1-1/4”	150	---		150	*125E PP	
1-1/2”	150	---		150	150E PP	
2”	150	E 200AL		150	200E PP	
3”	150	E 300AL		75	300E PP	
4”	150	E 400AL		75	400E PP	
6”	75	E 600AL		75	---	

MALE ADAPTER X MALE NPT



TYPE **F**

WORKING PSI	356 T6 ALUMINUM Part #	356 T6 ALUMINUM List	WORKING PSI	BANJO - POLYPROPYLENE Part #	BANJO - POLYPROPYLENE List
150	---		150	050F PP	
150	---		150	075F PP	
150	---		150	100F PP	
150	---		150	*125F PP	
150	---		150	150F PP	
150	F 200AL		150	200F PP	
150	F 300AL		75	300F PP	
150	F 400AL		75	400F PP	
75	F 600AL		75	---	

* WARNING: Working Pressures may vary depending on how the couplings are attached to the hose assembly. Before operation, always check the hose assembly for proper attachment and that couplings are in working order.

*Banjo Poly 1-1/4” X 1”

FEMALE COUPLER X SHANK



TYPE **C**

Size	WORKING PSI	356 T6 ALUMINUM Part #	356 T6 ALUMINUM List	WORKING * PSI	BANJO - POLYPROPYLENE Part #	BANJO - POLYPROPYLENE List
1/2”	150	---		150	050C PP	
3/4”	150	---		150	075C PP	
1”	150	---		150	100C PP	
1-1/4”	150	---		150	*125C PP	
1-1/2”	150	---		150	150C PP	
2”	150	C 200AL		150	200C PP	
3”	150	C 300AL		75	300C PP	
4”	150	C 400AL		75	400C PP	
6”	75	C 600AL		75	---	

FEMALE COUPLER X FEMALE NPT



TYPE **D**

**Banjo Poly 1-1/4” X 1”

WORKING PSI	356 T6 ALUMINUM Part #	356 T6 ALUMINUM List	WORKING PSI	BANJO - POLYPROPYLENE Part #	BANJO - POLYPROPYLENE List
150	---		150	050D PP	
150	---		150	075D PP	
150	---		150	100D PP	
150	---		150	*125D PP	
150	---		150	150D PP	
150	D 200AL		150	200D PP	
150	D 300AL		75	300D PP	
150	D 400AL		75	400D PP	
75	D 600AL		75	---	

DUST CAP



TYPE ***DC**

Size	WORKING PSI	356 T6 ALUMINUM Part #	356 T6 ALUMINUM List	WORKING PSI	BANJO - POLYPROPYLENE Part #	BANJO - POLYPROPYLENE List
3/4”	150	---		150	075E PP	
1”	150	---		150	100E PP	
1-1/4”	150	---		150	*125E PP	
1-1/2”	150	---		150	150E PP	
2”	150	E 200AL		150	200E PP	
3”	150	E 300AL		75	300E PP	
4”	150	E 400AL		75	400E PP	
6”	75	E 600AL		75	---	

DUST PLUG

– NOT DESIGNED FOR PRESSURE APPLICATIONS –



TYPE **DP**

**Banjo Poly 1-1/4” X 1”

WORKING PSI	356 T6 ALUMINUM Part #	356 T6 ALUMINUM List	WORKING PSI	BANJO - POLYPROPYLENE Part #	BANJO - POLYPROPYLENE List
150	---		150	075F PP	
150	---		150	100F PP	
150	---		150	*125F PP	
150	---		150	150F PP	
150	F 200AL		150	200F PP	
150	F 300AL		75	300F PP	
150	F 400AL		75	400F PP	
75	F 600AL		75	---	

* WARNING: Working Pressures may vary depending on how the couplings are attached to the hose assembly. Before operation, always check the hose assembly for proper attachment and that couplings are in working order.

** Available as:1-1/4 adapter or coupler X 1-1/4 NPT | Please specify: 1-1/2 adapter or coupler X 1-1/4 NPT | 1-1/2 adapter or coupler X 1-1/2 NPT
Note: All Seal Fast Cam & Groove Stainless Bodies are 316 Investment with 304 Handles. * **Dust Caps** and **Dust Plugs** are **not** designed for pressure applications.

WARNING: Cam & Groove Couplings should **NOT** be used with any compressed gas, including steam or air. Metal fittings should not be used with Polypropylene Cam & Groove.

CORROSION RESISTANCE OF COUPLING MATERIALS

CAUTION: The following data has been compiled from generally available sources end should not be relied upon without consulting and following the specific recommendations of the manufacturer regarding particular coupling materials.

RATINGS: 1. Excellent 2. Good 3. Fair Conditional x. Not Satisfactory **NOTES:** No rationg indicates no data available

AGENT	Mall. From Steel	Brass	Bronze	Aluminum	Glass	Stainless 410, 416, 430	Stainless 302, 202, 304, 308	Stainless 316	Monel
Acetate, Solvents, Crude		3				2	1	1	2
Acetate, Solvents, Pure		1	1	1		1	1	1	1
Acetic Acid	X	X	X	2	1	X	2	2	2
Acetic Acid Vapor	X	X		3		X	2	2	3
Acetic Anhydride	X	X		2		X	2	2	2
Acetone	1	1	1	1	1	1	1	1	1
Acetylene	1	2		1		1	1	1	2
Alcohols	1	2		1		1	1	1	1
Aluminum Sulfate	X	3	3	3	1	X	3	2	2
Alums	X	3	2	3	1	X	3	2	2
Ammonia Gas	1	X	3	1	3	1	1	1	X
Ammonium Chloride	1	3		1*		3	3	1	1
Ammonium Hydroxide	2	X		2		1	1	1	3
Ammonium Nitrate	1	X		2		1	1	1	3
Ammonium Phosphate (Ammoniacal)		X				1	1	1	2
Ammonium Phosphate (Neutral)		3				1	1	1	2
Ammonium Phosphate (Acid)		3				3	2	1	2
Ammonium Sulfate	1	3				2	1	1	2
Asphalt	1	2				2	1	1	1
Beer	2	2	1	1		X	1	1	1
Beet SugarLiquors	1	2		1		2	1	1	1
Benzene, Benzol	1	1	1	1	1	1	1	1	1
Benzine (petroleum-naphtha)	1	1		1		1	1	1	1
Borax	2	2				1	1	1	1
Boric Acid	X	3		1		3	2	1	1
Butane, Butylene	1	1	1	1		1	1	1	1
Butadiene		1				1	1	1	1
Calcium Bisulfate		X				X	2	1	X
Calcium Hypochlorite	3	3	3	X	3	X	3	2	3
Cane Sugar Liquors	1	2		1		2	1	1	1
Carbon Dioxide (Dry)	1	1		1		1	1	1	1
Carbon Dioxide (Wet & Aqueous Sol)	2	3		2		2	1	1	2
Carbon Disulfide	2	3		2		2	1	1	3
Carbon Tetrachloride	3	1	2	3	1	1	1	1	1
Chlorine (Dry)	2	2	2	1	2	2	2	2	1
Chlorine (Wet)	X	X	3	X	2	X	X	3	3
Chromic Acid		X	X	X	1	3	2	2	3
Citric Acid	X	3		1		3	X	1	2
Coke Oven Gas	1	3		2		1	1	1	2
Copper Sulfate	X	X		X		1	1	1	3
Core Oils		1	1			1	1	1	1
Cottonseed Oil	1	1	1	1		1	1	1	1
Creosote	2	3		1		1	1	1	1
Ethers	2	1		1		1	1	1	1
Ethylene Glycol	2	2				1	1	1	1
Ferric Chloride	X	X	X	X	1	X	X	X	X
Ferric Sulfate	X	X		X		1	1	1	3
Formaldehyde	2	2		2		1	1	1	1

*3 to X at high temperatures.

Chemical Chart is reprinted from 1996 RMA Hose Handbook

TECHNICAL DATA

CORROSION RESISTANCE OF COUPLING MATERIALS

CAUTION: The following data has been compiled from generally available sources end should not be relied upon without consulting and following the specific recommendations of the manufacturer regarding particular coupling materials.

RATINGS: 1. Excellent 2. Good 3. Fair Conditional x. Not Satisfactory **NOTES:** No rationg indicates no data available

AGENT	Mall. From Steel	Brass	Bronze	Aluminum	Glass	Stainless 410, 416, 430	Stainless 302, 202, 304, 308	Stainless 316	Monel
Formic Acid	X	2		X		X	2	1	2
Freon	3	1	1	1		1	1	1	1
Furfural	1	2		1		1	1	1	1
Gasoline (Sour)	3	3		3		3	1	1	X
Gasoline (Refined)	1	1	1	1		1	1	1	1
Gelatin	1	3		1		1	1	1	1
Glucose	1	1		1		1	1	1	1
Glue	1	3		1		1	1	1	1
Glycerine or Glycerol	1	2		1		1	1	1	1
Hydrochloric Acid	X	X	X	X	1	X	X	X	X
Hydrocyanic Acid	3	X		1		3	1	1	2
Hydrofluoric Acid	X	3	3	X	X	X	X	X	X
Hydrogen Fluoride		3				X	X	3	1
Hydrogen	1	1		1		1	1	1	1
Hyrogen Peroxide	X	X		1		1	2	1	2
Hydrogen Sulfide (Dry)	3	3		2		3	2	1	3
Hydrogen Sulfide (Wet)	3	3		2		3	2	1	3
Lacquers and Lacquer Solvents	3	2		1		1	1	1	1
Lactic Acid	X			3			3	2	1
Lime-Sulfur	2	X		2		1	1	2	
Linseed Oil	1	1		1			1	1	1
Magnesium Chloride	3	3		X		3	2	1	1
Magnesium Hydroxide	1	2		X		1	1	1	1
Magnesium Sulfate	2	2		3		1	1	1	1
Mercuric Chloride	3	X		X		X	X	3	X
Mercury	1	X		X		1	1	1	2
Milk	3	3		1		2	1	1	3
Molasses	2	X		2		2	1	1	1
Natural Gas	1	2		1		1	1	1	1
Nickel Chloride		X		X		X	3	2	2
Nickel Sulfate		3		X		3	2	1	1
Nitric Acid	X	X	X	3	1	2	2	2	X
Oleic Acid	2	3		1		2	2	1	1
Oxalic Acid	3	3		2		3	2	1	1
Oxygen	1	1	1	1		1	1	1	1
Palmitic Acid	1	3		1		2	2	1	1
Petroleum Oils (Sour)		3				3	1	1	X
Petroleum Oils (Refined)	1	1	1	1		1	1	1	1
Phosphoric Acid 25%	3	X		3	3	X	3	1	2
Phosphoric Acid 25-50%	X	X		X	3	X	X	2	2
Phosphoric Acid 50-85%	X	X		X	X	X	X	2	2
Picric Acid	3	X		3		2	1	1	X
Potassium Chloride	2	3		3		3	2	1	1
Potassium Hydroxide	3	X		X		1	1	1	1
Potassium Sulfate	2	2		1		1	1	1	1
Propane	1	1				1	1	1	1
Rosin (Dark)	1	2			1	1	1	1	1
Rosin (Light)		X		1		1	1	1	2

*3 to X at high temperatures.

Chemical Chart is reprinted from 1996 RMA Hose Handbook

CORROSION RESISTANCE OF COUPLING MATERIALS

CAUTION: The following data has been compiled from generally available sources end should not be relied upon without consulting and following the specific recommendations of the manufacturer regarding particular coupling materials.

RATINGS: 1. Excellent 2. Good 3. Fair Conditional x. Not Satisfactory

NOTES: No rationg indicates no data available

AGENT	Mall. From Steel	Brass	Bronze	Aluminum	Glass	Stainless 410, 416, 430	Stainless 302, 202, 304, 308	Stainless 316	Monel
Shellac		2		2		1	1	1	1
Sludge Acid		X				X	X	3	2
Soda Ash (Sodium Carbonate)	1	2		X		1	1	1	1
Sodium Bicarbonate	3	1		X		1	1	1	1
Sodium Bisulfate	X	3		3		X	1	1	1
Sodium Chloride	2	3	2	X	1	3	2	1	1
Sodium Cyanide	2	X		X		1	1	1	2
Sodium Hydroxide	3	X	3	X	X	2	2	2	1
Sodium Hypochlorite	X	X		X		X	3	2	3
Sodium Metaphosphate	X	3		1		2	1	1	1
Sodium Nitrate	1	3		1		1	1	1	1
Sodium Perborate	3	3		1		1	1	1	1
Sodium Peroxide	3	3		1		1	1	1	1
Sodium Phosphate (Alkaline)		3				1	1	1	1
Sodium Phosphate (Neutral)		2				1	1	1	1
Sodium Phosphate (Acid)		2				X	2	1	1
Sodium Silicate	1	3		X		1	1	1	1
Sodium Sulfate	1	2		3		1	1	1	1
Sodium Sulfide	1	X				1	1	1	2
Sodium Thiosulfate (Hypo)	3	X		X		1	1	1	2
Stearic Acid	3	3		3		2	2	1	1
Sulfate Liquors		X				1	1	1	2
Sulfur	2	X		2		2	2	1	3
Sulfur Chloride	X	X				X	3	2	2
Sulfur Dioxide (Dry)	2	1		1		1	1	1	1
Sulfur Dioxide (Wet)		X				X	2	1	X
Sulfuric Acid 10%	X	X	3	3		X	X	2	2
Sulfuric Acid 10-75%	X	X	X	X		X	X	X	2
Sulfuric Acid 75-95%	3	X	X	X		3	3	2	3
Sulfuric Acid 95%	2	X	X			2	2	2	X
Surlfurous Acid	X	X		X		X	3	2	X
Tannic Acid	3	3	1	X			1	1	1
Tar	1	2		1		2	1	1	1
Toluene, Toluol	1	1		1		1	1	1	1
Trichlorethylene	3	1		3		1	1	1	1
Turpentine		3		1		3	1	1	1
Varnish	2	2				1	1	1	1
Vegetable Oils	1	2		1		1	1	1	1
Vinegar	3	3		3		3	2	1	2
Water (Acid Mine Water)	3	X		3		2	1	1	3
Water (Fresh)	3	1		1		1	1	1	1
Water (Salt)	3	3	2	X		3	2	2	1
Whiskey	X	2				3	1	1	2
Wines	X	2				3	1	1	2
Xylene, Xylol	2	1		1		1	1	1	1
Zinc Chloride	X	X		X		3	2	1	1
Zinc Sulfate	3	3		3		3	2	1	1

*3 to X at high temperatures.

Chemical Chart is reprinted from 1996 RMA Hose Handbook

TECHNICAL DATA

OIL & GASOLINE RESISTANCE

Rubber hose is used to convey petroleum products both in the crude and refined stages. The aromatic content of refined gasoline is often adjusted to control the octane rating. The presence of aromatic hydrocarbons in this fuel generally has a greater effect on rubber components than do aliphatic hydrocarbons. Aromatic materials in contact with rubber tend to soften it and reduce its physical properties. For long lasting service, the buyer of gasoline hose should inform the hose manufacturer of the aromatic content of the fuel to be handled so that the proper tube compound can be recommended for the specific application.

The effects of oil on rubber depend on a number of factors that include the type of rubber compound, the composition of the oil, the temperature and time of exposure. Rubber compounds can be classified as to their degree of oil resistance based on their physical properties after exposure to a standard test fluid. In this RMA classification, the rubber samples are immersed in IRM 903 oil at 100°C for 70 hours. (See ASTM Method D-471 for a detailed description of the oil and the testing procedure.) As a guide to the user of hose in contact with oil, the oil resistance classes and a corresponding description are listed.

PHYSICAL PROPERTIES AFTER EXPOSURE TO OIL:

		VOLUME CHANGE MAXIMUM	TENSILE STRENGTH RETAINED
CLASS A	(HIGH OIL RESISTANCE)……....	**+25%**	**80%**
CLASS B	(MEDIUM/HIGH OIL RESISTANCE)……....	**+65%**	**50%**
CLASS C	(MEDIUM OIL RESISTANCE)……....	**+100%**	**40%**

CHEMICAL RECOMMENDATIONS

The materials being handled by flexible rubber hose are constantly increasing in number and diversity. T o assist in the selection of the proper elastomer for the service conditions encountered, the following table has been prepared. The reader is cautioned that it is only a guide and should be used as such, as the degree of resistance of an elastomer with a particular fluid depends upon such variables as temperature, concentration, pressure, velocity of flow, duration of exposure, aeration, stability of the fluid, etc. Also variations in elastomer types and special compounding of stocks to meet specific service conditions have considerable influence on the results obtained. When in doubt, it is always advisable to test the tube compound under actual service conditions. If this is not practical, tests should be devised that simulate service condtions or the hose manufacturer contacted for Recommendations.

The following table lists the more commonly used materials, chemicals, solvents, oils, etc. The recommendation are based on room temperature and pressure conditions normally recommended for the particular type of hose being used. Where conditions beyond this can be met readily, they have been so indicated; where conditions are not normal and cannot be readily met, the hose manufacturer should always be consulted. The table does not imply conformance to the Food & Drug Administration requirements of Federal or State Laws when handling food products.

TABLE OF CHEMICAL, OIL & SOLVENT RESISTANCE OF HOSE:

WARNING: The following data has been compiled from generally available sources and should not be relied upon without consulting and following the hose manufacturer's specific chemical recommendations. Neglecting to do so might result in failure of the hose to fulfill its intended purpose, and may result in possible damage to property and serious bodily injury.

RESISTANCE RATING

A - Good Resistance, usually suitable for service.

F - Fair Resistance, the chemical has some deteriorative effects, but the elastomer is still adequate for moderate service.

C- Depends on Condition, moderate service may be possible if chemical exposure is limited or infrequent.

X- Not recommended, unsuitable for service.

I - Insufficient Information, not enough data available at the time of publication to determine rating.

RELASTOMERS/PLASTICS

NR- Natural Rubber
IR - Isoprene, synthetic
SBR - Styrene-butadiene
CR- Chloroprene
NBR - Nitrile-butadiene
IIR- Isobutene-isoprene
CSM - Chloro-sulfonyl-polyethylene
EPDM - Ethylene-propylene-diene-terpolymer
MQ - Dimethyl-polysiloxane
FKM- Fluoracarbon rubber
CM - Chloro-polyethylene
ECO/CO- Ephichlorohydrin
EXLPE- Chloro-sulfonyl-polyethylene

NOTES

NOTES